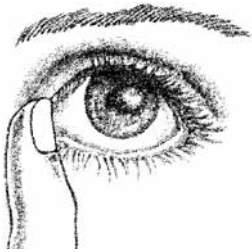


Taking Your Eyedrop Medication



When an eyedrop is placed in the eye, some of it exits through the tear drainage system called the nasolacrimal duct, located at the corner of the eye near the nose. The drug then passes through the sinuses and is quickly absorbed into the bloodstream. Unpleasant side effects can occur when the drug reaches other parts of the body, such as the heart, liver or kidneys. Side effects from some eye medications can include asthma, low blood pressure, high blood pressure, changes in heart rhythm, depression or nervousness. A simple technique, called nasolacrimal occlusion, or NLO, can prevent the drug from flowing into the drainage duct. That keeps more medicine in your eye and makes the drug more effective. Below are the step-by-step instructions on how to apply the NLO technique.

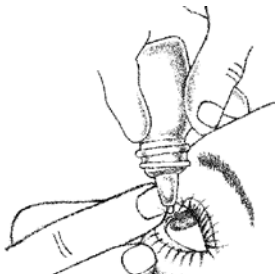


TIP:

Keep the eye drop container clean. Avoid touching the dropper against the eye or anything else. After applying drops, replace the cap right away without wiping or rinsing off dropper.

STEP ONE

Tilt your head back. Using your middle finger, gently press the corner of the eye by the side of the nose.

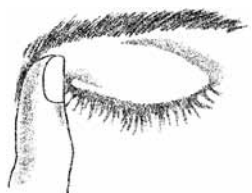


STEP TWO

Use your index finger to pull down the lower lid. Then apply the eyedrop medication.

STEP THREE

After applying the eyedrop, let go of your lower lid. Close the eye and keep the middle finger in place for at least two minutes. If you're applying more than one type of drop, wait at least 15 minutes for the next application. Use a facial tissue to wipe away excess drops on eyelids.



This publication is copyrighted. This sheet may be reproduced—unaltered in hard print (photocopied) for educational purposes only. The Prevent Blindness America name, logo, telephone number and copyright information may not be omitted. Electronic reproduction, other reprint, excerpt or use is not permitted without written consent. Because of the time-sensitive nature of the information contained in this publication, contact Prevent Blindness America for updates.

MK17 7/10 © 2010 Prevent Blindness America® All rights reserved.

A COPY OF THE OFFICIAL REGISTRATION AND FINANCIAL INFORMATION MAY BE OBTAINED FROM THE DIVISION OF CONSUMER SERVICES BY CALLING TOLL-FREE (800.435.7352) WITHIN THE STATE. REGISTRATION DOES NOT IMPLY ENDORSEMENT, APPROVAL, OR RECOMMENDATION BY THE STATE. s. 496-405